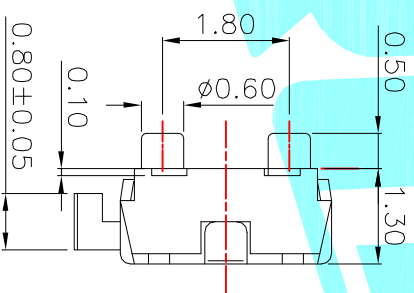
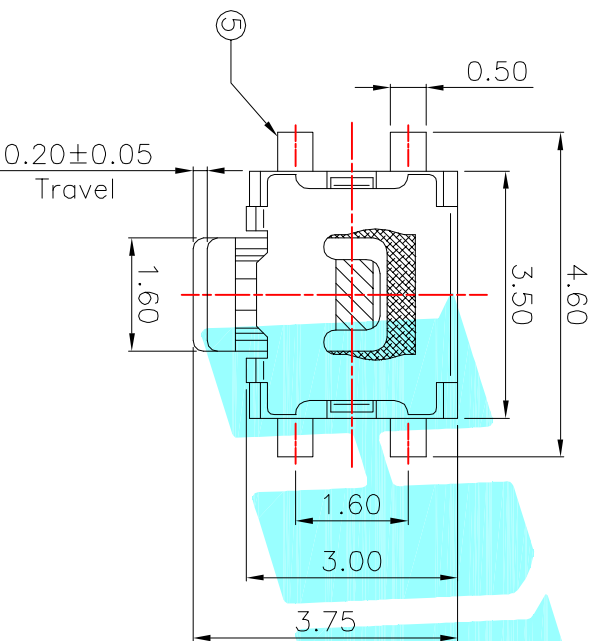


Circuit Diagram



PCB Layout(Pattern side)

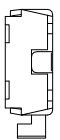
### NO.1

PART NO.	Material/Qty
1	vigor 90±30
2	130±30
3	180±30
4	250±30
5	350±50

PART NO. K2-1821SA



PART NO. K2-1821SN



### NO.3-NO.4

PART NO.	NOTE
01~99	SERIAL NUMBER

### NO.2

PART NO.	MATERIAL/QTY
S	SUS/1PC
D	SUS/2PCS

ITEM	PART NAME	TER'NO.	QTY.	MATERIAL	FINISHING	REMARK
①	Knob	—	1	PA46	Black	
②	Cover	—	1	Brass	Plating silver	
③	Base	—	1	LCP	White	
④	Contact	—	1	SUS	Plating silver	
⑤	Terminal	—	4	Phosphor Bronze	Plating silver	
⑥	Dust cover	—	2	Kapton film	Yellow	

### APPROVALS

DRAWN J.X.Zhang 2014/3/17



ELECTRONICS CO.,LTD

### CHECKED

TITLE: TACT SWITCHS

### APPROVALS

PART NO. K2-1821SD-AD0W-□□

ECN NO.	REV.	DATE.	DESCRIPTION.	CHANGE.	CHECK.	APPRO.
	A		NEW			
<p>TOLERANCES ARE 30~12.5 ±0.30 ANGLE 10~30 ±0.20 UNIT: mm SCALE: 1:1 PROJ: PROJ: SHEET 1 OF 1</p>						