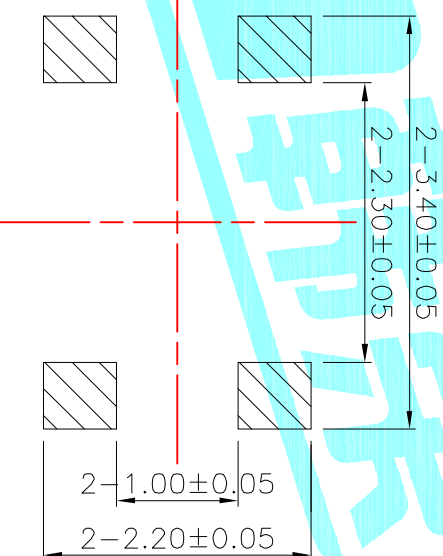
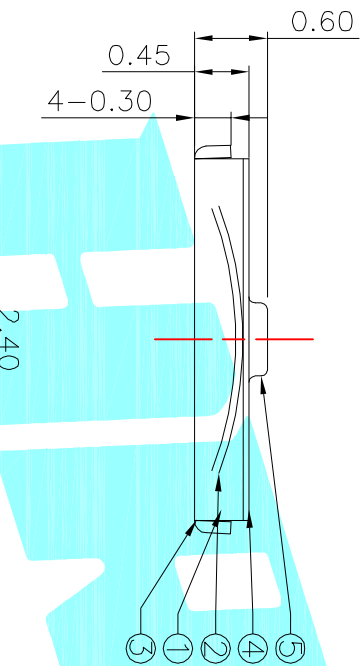


Circuit Diagram



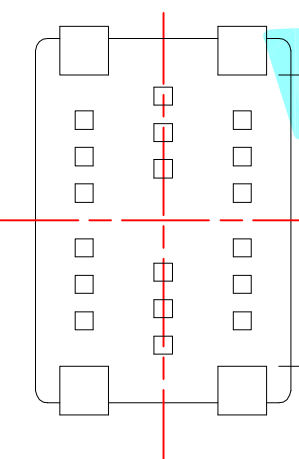
NO.1	
PART NO	vigor
3	180±30
5	350±30



PCB Layout (Pattern Side)

NO.2-NO.3	
PART NO	NOTE
01~99	SERIAL NUMBER

- Typical Specifications :
1. Rating : DC 12V 50mA
 2. Life:500,000 Cycles Min.
 3. Travel:0.15±0.05mm



ITEM	PART NAME	TER'NO.	QTY.	MATERIAL	FINISHING	REMARK
⑤	Knob	—	1	PET	Black	—
④	Dust cover	—	1	KAPTON FILM	Yellow	—
③	Terminal	—	4	Phosphor Bronze	Plating silver	—
②	Contact	—	2	F.Ag/SUS	Plating silver	—
①	Base	—	1	Nylon	Black	—

APPROVALS		DATE	
DRAWN	XU QI FENG	2014.11.19	

CHECKED		TITLE:		TACT SWITCHS	
APPROVALS		PART NO.		K2-1837UQ-CDDW-06	
TOLERANCES ARE		SCALE: 1:1		PROJ:	
30~12.5	±0.30	ANGLE		SHEET 1 OF 1	
10~30	±0.20	UNIT: mm			
5~10	±0.15	DRAWING NO.			
~5	±0.10				

ECN NO.	REV.	DATE.	DESCRIPTION.
	A		NEW
	B		