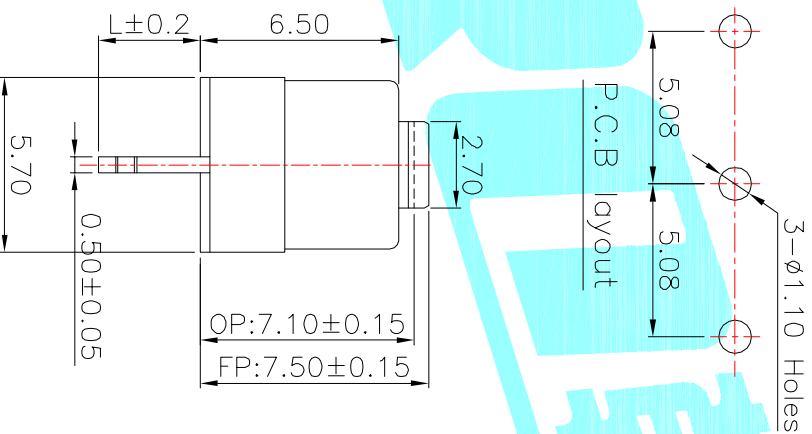
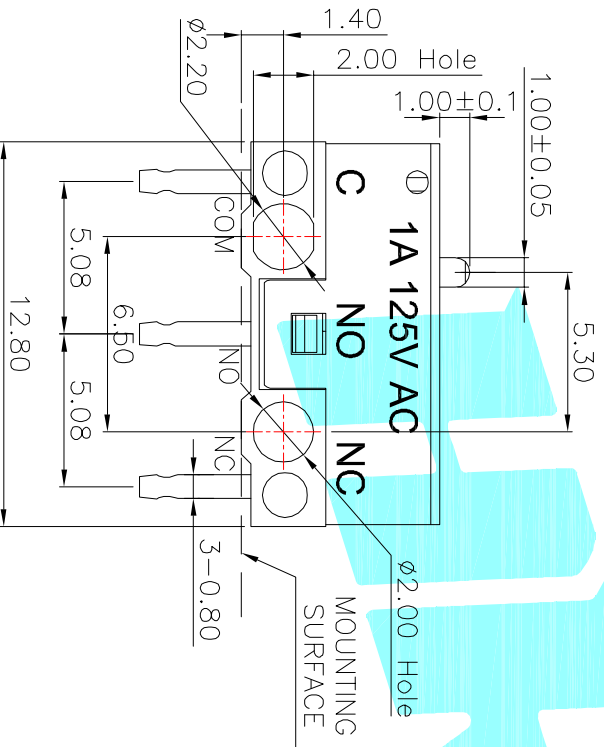
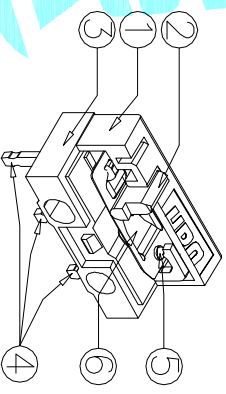
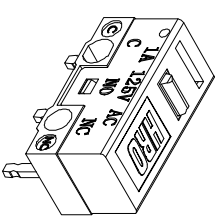


Circuit Diagram



L	PART NO.
3.00	K9-1267T
3.40	K9-1267T-01
4.50	K9-1267T-02
5.40	K9-1267T-03
7.45	K9-1267T-04
11.8	K9-1267T-05

NOTE:

- 1. Rating: DC30V 0.1A
- 2. OP: 7.10±0.15
- 3. Operating force: 80±15gf
- 4. Mechanical Life: 3,000,000

ITEM	PART NAME	TER. NO.	QTY.	MATERIAL	FINISHING	REMARK
⑥	Shrapnel	---	1	Beryllium Copper	---	---
⑤	Contact	---	1	Ag	---	---
④	Terminal	---	3	Bross(0.52t)	Plating silver	---
③	Housing	---	1	PBT	White	---
②	Knob	---	1	PBT	White	---
①	Cover	---	1	PBT	Black	---

APPROVALS	DATE
DRAWN J.X.Zhang	2013/11/6

ELECTRONICS CO.,LTD	
TITLE: MICRO SWITCHS	
CHECKED	PART NO.
APPROVALS	

EON NO.	REV.	DATE.	DESCRIPTION.	CHANGE.	CHECK.	APPRO.
	A		NEW			
TOLERANCES ARE			30~80H ±0.30	ANGLE	UNIT: mm	SCALE: 1:1
			10~30 ±0.20			
			5~10 ±0.15	±2	DRAWING NO.	
			~5 ±0.10			PROJ. SHEET 1 OF 1