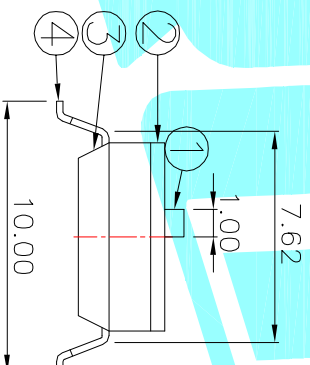
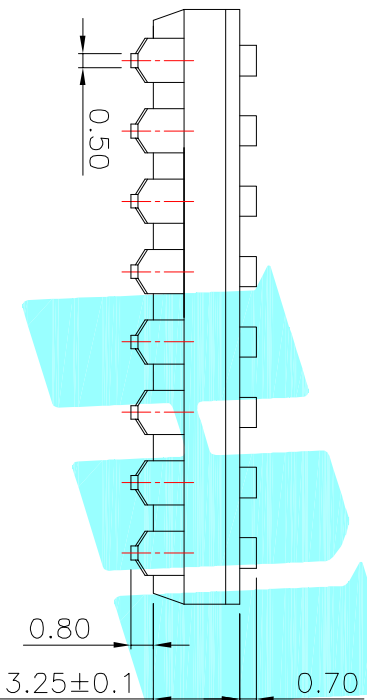
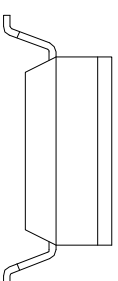


PCB Layout (Pattern Side)

- NOTE:
1. Rating: 24V 25mA DC
 2. Insulation Resistance: $\geq 100 \text{ M}\Omega$
 3. Withstand voltage: AC 500V 1Minute
 4. Operating Force Range: 800gf Max
 5. Mechanical Life: 3,000 Cycles
 6. Operating Temperature range $-20^{\circ}\sim +70^{\circ}\text{C}$
 7. Ambient Humidity used: $\leq 85\% \text{RH}$



凸柄 (P)



短柄 (S)

Position(位数)	2P	3P	4P	5P	6P	7P	8P	9P	10P	12P
DIM.A(长度)	6.08	8.62	11.16	13.70	16.24	18.78	21.32	23.86	26.4	31.48
DIM.B(长度)	2.54	5.08	7.62	10.16	12.70	15.24	17.78	20.32	22.86	27.94

PART NO. 1[#]柄 (P) EM-02KP EM-03KP EM-04KP EM-05KP EM-06KP EM-07KP EM-08KP EM-09KP EM-10KP EM-12KP
 端子/颜色(K) EM-02KS EM-03KS EM-04KS EM-05KS EM-06KS EM-07KS EM-08KS EM-09KS EM-10KS EM-12KS

ITEM	PART NAME	TER'NO.	QTY.	MATERIAL	FINISHING	REMARK
④	Terminal	---	---	Phosphor bronze	Au Plating	---
③	Base	---	1	PBT	Black	---
②	Cover	---	1	PBT	Black	---
①	Keystroke	---	1	PBT	White	---

APPROVALS	DATE	TITLE
DRAWN Coco.jl	2014/02/13	MULTIFUNCTIONAL SWITCHES



ELECTRONICS CO.,LTD

ECN NO.	REV.	DATE.	DESCRIPTION.	CHANGE.	CHECK.	APPRO.
	A		NEW			

CHECKED	APPROVALS	TOLERANCES ARE	ANGLE	UNIT:	SCALE:	SHEET
		30°以上 ±0.30 10~30 ±0.20 5~10 ±0.15 ~5 ±0.10	±2°	mm	1:1	1 OF 1