ROHS

http://www.okhro.com

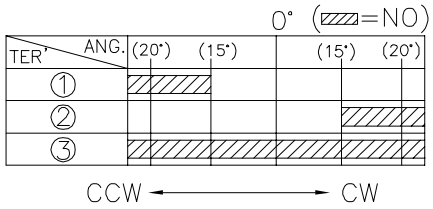

CODE TABLE

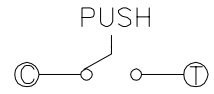

Circuit Diagram

NOTE:
Operating Force:
lever portion 100 ± 30 gf
Push portion 205 ± 50 gf

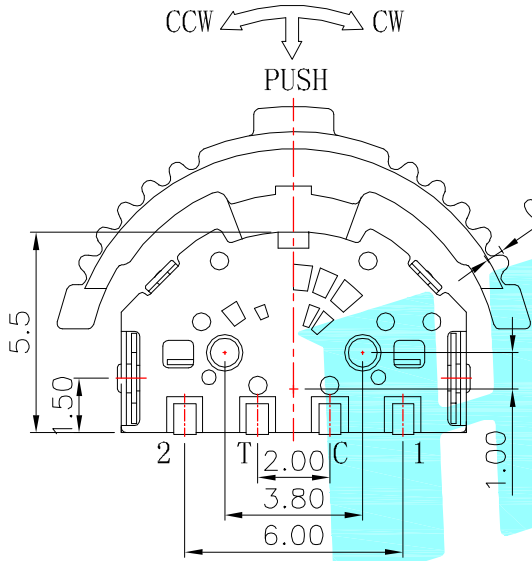

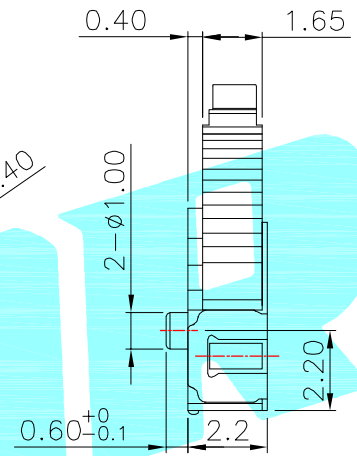

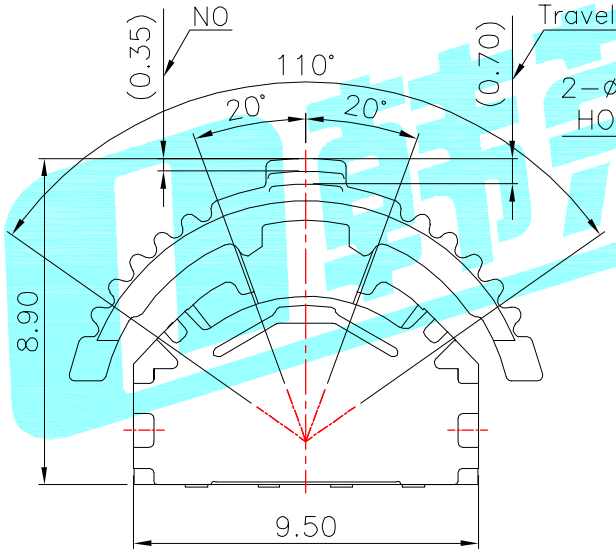

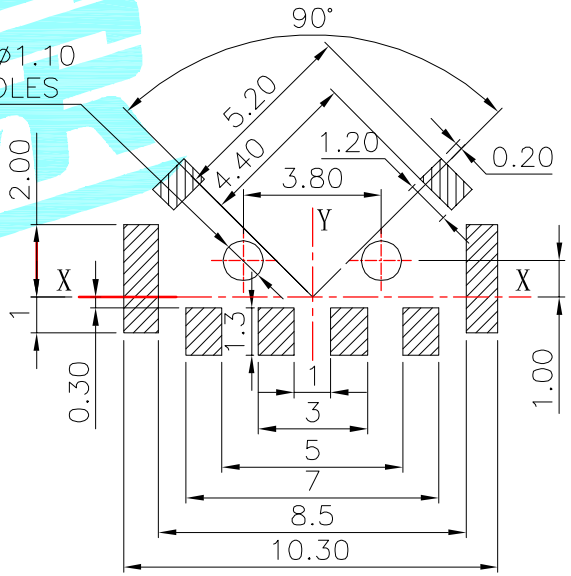

P.C.B Mounting
Pattern Dimension

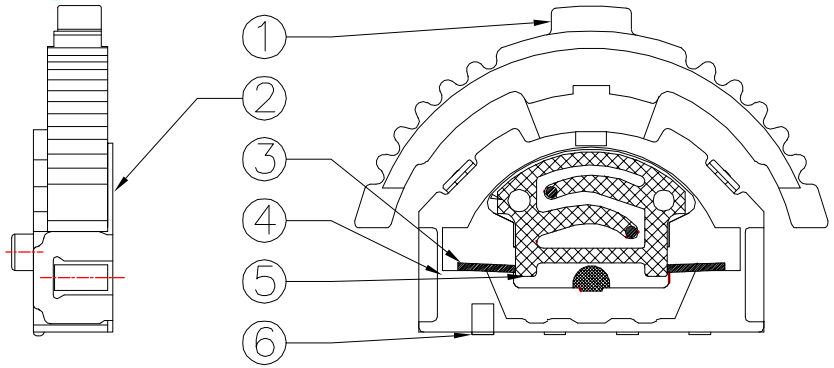

ITEM	PART NAME	TER'NO.	QTY.	MATERIAL	FINISHING	REMARK
⑥	Contact	——	1	F.Ag/Brass	——	——
⑤	Terminal	——	4	Brass(0.15t)	Plating silver	——
④	Base	——	1	Nylon	Black	
③	Spring		1	SUS	——	
②	Cover	——	1	SUS	White	——
①	Keystoke	——	1	Nylon	Black	——

APPROVALS		DATE	HRO韩荣® ELECTRONICS CO.,LTD	
DRAWN	J.X.Zhang	2013/8/5		
CHECKED			TITLE:	MULTIFUNCTIONAL SWITCHS
APPROVALS			PART NO.	K1-1508SA-01

TOLERANCES ARE			ANGLE	UNIT: mm	SCALE: 1:1	PROJ:
	30~以上	±0.30				
	10~30	±0.20				
	5~10	±0.15	±2°	DRAWING NO.	——	SHEET 1 OF 1
	~ 5	±0.10				

ECN NO.	REV.	DATE.	DESCRIPTION.	CHANGE.	CHECK.	APPRO.
——	A	——	NEW	——	——	——